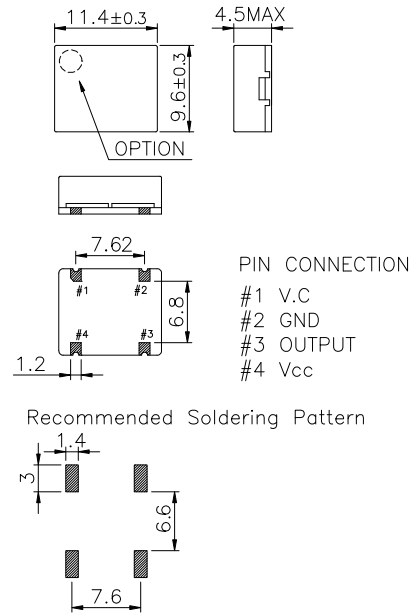


TCXO119KP

11 x 9 mm SMD, 50 ohm sine, 4-pad FR4

Mechanical Drawing and PIN Connections



Specification

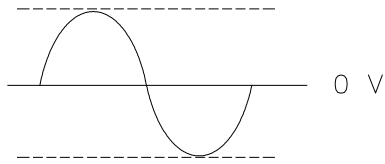
ELECTRICAL SPECIFICATION	
Frequency range	10.000MHz to 50.000MHz
Frequency Stability vs. Temperature vs. Supply Voltage vs. Load vs. Aging	±0.5 ppm to ±5.0ppm ±0.1 / ±0.2 ppm max / Vdd ± 5% ±0.2 ppm max /15pF ±10% ±1.0 ppm max/ year
Temperature Range Operating Storage	See Table 2 -55°C to 125°C
Supply Voltage	3.3V ± 5% 5.0V ± 5%
Input Current Sinewave	10.00MHz ~ 50.000MHz 12.0mA max ~ 20mA max
Output characteristics	Sinewave Level 3.3V 0 dBm typ 5.0V 10 dBm typ Load 50Ω
Phase Noise (typical) 20MHz offset	-80 dBc / Hz @ 10Hz -120 dBc / Hz @ 100Hz -135 dBc / Hz @ 1KHz -140 dBc / Hz @ 10KHz -145 dBc / Hz @100KHz
Frequency Adjustment	±3ppm min by internal trimmer (OPTION)
Voltage Control Characteristics	
Output Pulling Range (ΔF/ΔV)	±5.0ppm or ±10ppm min (ΔF/ΔV >±20ppm is available, please contact us)
Control Voltage Range	1.65V ± 1.5V (Vdd : 3.3V), 2.5V ± 2.0V (Vdd : 5.0V)

ENVIROMENTAL & MECHANICAL SPECIFICATION	
Shock	MIL-STD-883C, Method 2002, Condition B
Vibration	MIL-STD-883C, Method 2007, Condition A
Solderability	MIL-STD-883C, Method 2003
Seal integrity	MIL-STD-883C, Method 1014, Condition C & A2
Marking	MIL-STD-202F, Method 215

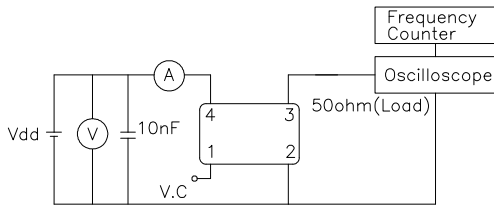
TABLE1	
Symbol	Stability
05	±0.5ppm
10	±1.0ppm
15	±1.5ppm
20	±2.0ppm
25	±2.5ppm
30	±3.0ppm
35	±3.5ppm
50	±5.0ppm

TABLE2			
Symbol	Temp.	Symbol	Temp.
0	0°C	A	50°C
1	-10°C	B	60°C
2	-20°C	C	70°C
3	-30°C	D	75°C
4	-40°C	E	80°C
		F	85°C

Output Waveform



Test Circuit



Ordering Information

TCXO119KP-T-S-5-xx-yy-5-zz.zzz MHz

T or NT : Stands for Trimmer or No Trimmer (Mechanical Frequency Adjust)

S : The letter " S " stands for 50 ohm sine wave RF output

5 or 3 : Stands for 5V or 3.3V

xx : can be based on 2-digit code from Table 1

yy : based on codes in Table 2

5 : means +/- 5 ppm min electronic frequency adjust ; 10 : means +/- 10 ppm min. electronic frequency adjust

zz.zzz : is the operating frequency in MHz