



### Features and Benefits

Frequency range: 26-52MHz  
Supply voltage: 1.8V/2.5V/3.3V  
Steady current: 1.5-1.7mA Max  
Output waveform: Clipped Sinewave  
Frequency stability vs. operating temperature:  $\pm 2.0$ ppm  
Aging:  $\pm 1.0$ ppm per year  
Phase noise@1KHz: -135dBc/Hz  
Operating temperature: -30°C to +85°C  
Size: 1.65x1.25x0.6mm

### Typical Applications

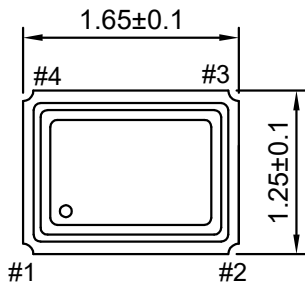
Indoor Positioning System

### Description

TCXO1612AT offers wide temperature operation from -30°C to +85°C with outstanding frequency stability and low phase noise performance.

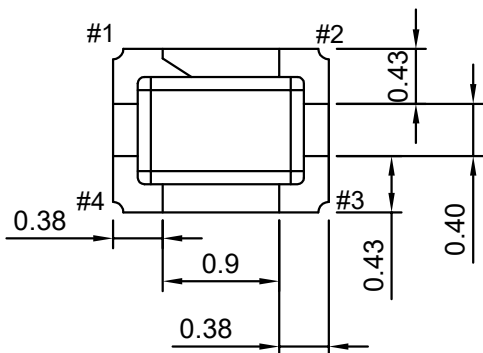
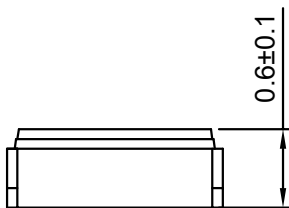
### Mechanical Drawing & Pin Connections

**Drawing No: MD2200( \$-1**

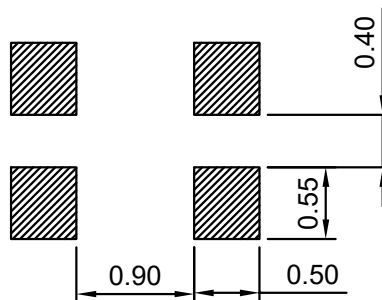


PIN	Function
#1	TCXO: GND VC-TCXO: Vcontrol
#2	GND
#3	Output
#4	Vcc

Unit in mm  
1mm = 0.0394 inches



#### Soldering Pattern





**Specifications**

Oscillator Specification	Sym	Condition	Value			Unit	Note
			Min.	Typ.	Max.		
Operational Frequency	F <sub>nom</sub>		26		52	MHz	
<b>RF Output</b>							
Signal Waveform			Clipped sinewave				
Output Level			0.8			Vp-p	
Output Load			10Kohm//10pF				
<b>Power Supply</b>							
Supply Voltage	V <sub>cc</sub>		1.8, 2.5, 3.3			V	
Current Consumption		26MHz-29.99MHz			1.5	mA	
		30MHz-52.00MHz			1.7	mA	
<b>Frequency Adjustment Range</b>							
Absolute Pulling Range (APR)		V <sub>cc</sub> =1.8V	±8		±13	ppm	
		V <sub>cc</sub> =2.5V or 3.3V	±9		±15	ppm	
Control Voltage	V <sub>c</sub>	V <sub>cc</sub> =1.8V	0.1		1.7	V	
		V <sub>cc</sub> =2.5V or 3.3V		0.5V <sub>cc</sub> ± 1V		V	
<b>Frequency Stability</b>							
Frequency stability vs. temperature					±2.0	ppm	
Frequency stability vs. voltage change					±0.2	ppm	
Frequency stability vs. load change					±0.2	ppm	
Frequency Tolerance		at 25°C			±1.5	ppm	
Aging 1 <sup>st</sup> Year					±1.0	ppm	
Phase Noise		1kHz			-135	dBc	
<b>Environmental, Mechanical Conditions</b>							
Operating temperature range	-30°C to +85°C						
Storage temperature range	-40°C to +85°C						