



**Features and Benefits**

- 10 to 40MHz frequency range
- 3.3V supply voltage, 6mA max. current
- Surface mount package
- 4 pad 5x3x1.5mm size

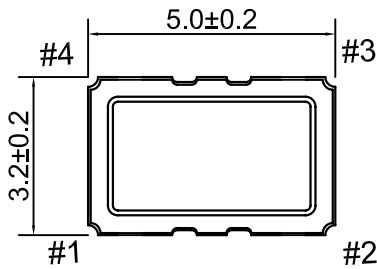
**Typical Applications**

- WIFI/WiMAX, WLAN
- GPS
- Mobile phone

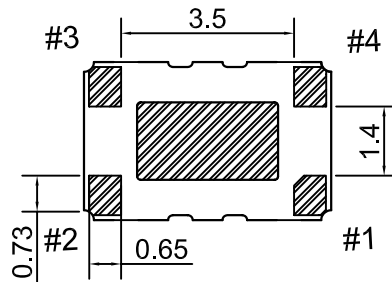
**Mechanical Drawing & Pin Connections**

Drawing No: MD1(00&\* -2

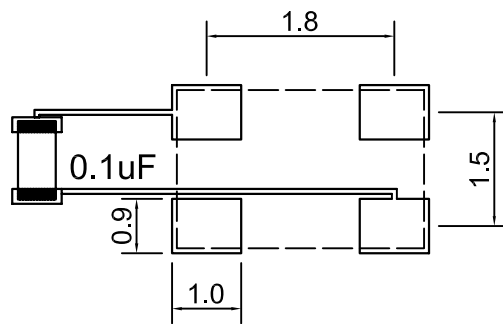
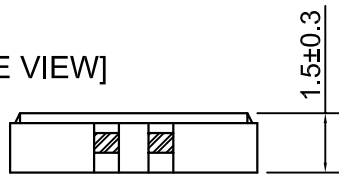
[TOP VIEW]



[BOTTOM VIEW]



[SIDE VIEW]



Recommended soldering pattern

**PIN FUNCTIONS**

Pin	Function
#1	Vcon
#2	GND
#3	Output
#4	V <sub>DD</sub>

Unit in mm  
 1mm = 0.0394 inches



**Specifications**

Specification	Value		
<b>Frequency Range</b>	<b>10MHz to 26MHz</b>	<b>10MHz to 40MHz</b>	<b>10MHz to 25MHz</b>
Standard Frequency	10MHz, 12.8MHz, 16.8MHz, 19.2MHz, 20MHz, 24.576MHz, 25MHz, 25.6MHz, 26MHz, 30.720MHz, 38.880MHz, 40MHz		
Output Waveform	CMOS or Clipped Sine		
Output Load	CMOS: 15pF Max. Clipped Sine: 10K//10pF		
Symmetry	40% to 60%		
<b>Power Supply</b>			
Supply Voltage	3.3V±2%	3.3V±5%	3.3V±5%
Current	6mA Max.		
<b>Voltage Control</b>			
Control Voltage	1.65V±1.65V		
Pulling Range	±5ppm Min.		
<b>Frequency Stability</b>			
Vs. temperature	±0.07ppm Max.	±0.28ppm Max.	±0.5ppm Max.
Overall Frequency Stability	±4.6ppm Max. Include: Initial Frequency tolerance(+25°C, 3.3V) Operating temperature range Input voltage range Load change(CL=15pF±5% for CMOS output) Aging(15 years, +25°C, 3.3V, CL=15pF)		
<b>Environmental Conditions</b>			
Operating Temperature Range	-10°C to +70°C	-40°C to +85°C	-40°C to +105°C
Storage Temperature Range	-55°C to +125°C		
Reflow Soldering	250°C±10°C for 10 seconds(2 times max.)		