



Features and Benefits

- 10 to 40MHz frequency range
- 3.3V supply voltage, 6mA max. current
- Surface mount package
- 4 pad 7x5x2mm size

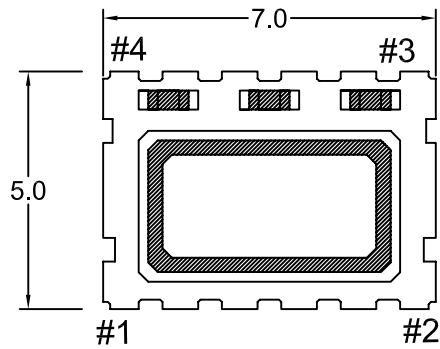
Typical Applications

- WIFI/WiMAX, WLAN
- GPS
- Mobile phone

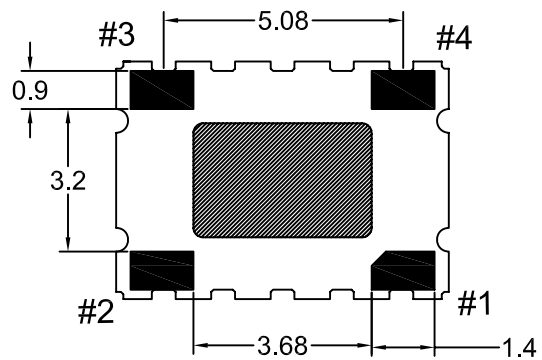
Mechanical Drawing & Pin Connections

Drawing No: MD130008-2

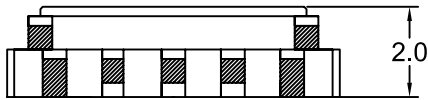
[TOP VIEW]



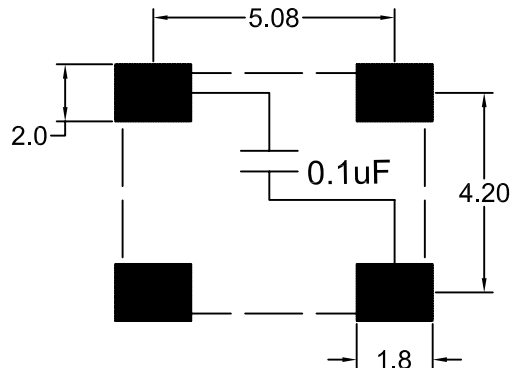
[BOTTOM VIEW]



[SIDE VIEW]



Recommended Soldering Pattern



PIN	FUNCTION
#1	Vcon
#2	GND
#3	OUTPUT
#4	VDD

Unit in mm
1mm = 0.0394 inches



Specifications

Specification	Value		
	10MHz to 26MHz	10MHz to 40MHz	10MHz to 25MHz
Standard Frequency	10MHz, 10.24MHz, 12.68875MHz, 12.8MHz, 13MHz, 16.384MHz, 19.2MHz, 19.44MHz, 19.6608MHz, 20MHz, 20.48MHz, 22.5792MHz, 24MHz, 24.380952MHz, 24.576MHz, 25MHz, 25.6MHz, 26MHz, 32.768MHz, 33MHz, 35MHz, 38.88MHz, 40MHz		
Output Waveform	CMOS or Clipped Sine		
Output Load	CMOS: 15pF Max. Clipped Sine: 10K//10pF		
Symmetry	40% to 60%		
Power Supply			
Supply Voltage	3.3V±2%	3.3V±5%	3.3V±5%
Current	6mA Max.		
Voltage Control			
Control Voltage	1.65V±1.65v		
Pulling Range	±5ppm Min.		
Frequency Stability			
Vs. temperature	±0.07ppm Max.	±0.28ppm Max.	±0.5ppm Max.
Overall Frequency Stability	±4.6ppm Max. Include: Initial Frequency tolerance(+25°C, 3.3V) Operating temperature range Input voltage range Load change(CL=15pF±5% for CMOS output) Aging(15 years, +25°C, 3.3V, CL=15pF)		
Environmental Conditions			
Operating Temperature Range	-10°C to +70°C	-40°C to +85°C	-40°C to +105°C
Storage Temperature Range	-55°C to +125°C		
Reflow Soldering	250°C±10°C for 10 seconds(2 times max.)		